

16:9/4:3 Digital Processing Cameras

KY-D29WU 16:9/4:3 switchable KY-D29U 4:3

30

- 3D digital noise reduction cancels out random noise, without undesired lag, by comparing multiple frames together with motion detection, Outstanding 65 dB signal to noise ratio.
- 600% dynamic range is achieved for both dark areas and highlights, in part because signals are processed at 14 bit resolution to give essential DSP headroom. Exceptional reproduction of highlight color is another strength. Multi-stream parallel digital signal processing creates an ultra smooth gamma curve, calculated using a true Log scale algorithm. The new "one touch" Black Stretch/Compress feature gives fast reproduction of shadow areas, or a contrasty look.
- Three 2/3" 980 x 494 pixel IT CCDs (KY-D29WU) and three 2/3" 768 x 986 pixel IT CCDs (KY-D29U) are combined with the JVC ultra fast "take and hold" CCD sampling circuit capable of harvesting the full CCD dynamic range of 600%
- CCD vertical smear level; a super-low 125 dB
- High sensitivity of F11 at 2000 lux gives creative flexibility and ease of lighting.
- Automatic shooting from 4 lux to 17,000 lux thanks to JVC's well known Full auto shooting (FAS) mode with continuous white balance. Super LoLux mode now provides outstanding reproduction down to 0.35 lux. In addition to the standard set-up, two scene files save advanced custom camera set-ups.
- Also: Accu-focus mode, Adjustable Gamma Point, Adjustable Detail Enhancement Frequency, Time/Date Generator, Star Filter, Audio Level Control, Full Time Automatic White Balance, Continuous Auto-Black (CAB) and Smooth Transitions.
- Builds on the high performance and reliability of the KY-27 series. Most accessories compatible with KY-27 series. Docks with JVC D-9, S-VHS and other industry standard formats.

Features unique to the KY-D29WU

- Skin Tone Detail function softens the image of the facial area by sampling an area with the desired skin tone and applying that to the entire face. This digital "make-up" is applied while maintaining the sharpness of other areas.
- A six-axis color matrix circuit compensates for optics-related color reproduction. User-adjustable, it adds to the operator's ability to create clear, true-to-life color tones.
- Auto Viewfinder adjustment displays the selected aspect ratio (16:9 or 4:3)
- Full Mode option displays the image in the entire field of the viewfinder
- Large viewfinder tally lamps are easy to see from a wide viewing angle

Feature unique to the KY-D29U

- "V-Plus" high vertical resolution mode utilizes 768 x 986 effective pixel 2/3" IT CCDs (760K pixels) with the highest pixel count in the industry. One out of three vertical pixels is integrated from the opposite field to increase vertical resolution without visible lag or sacrificing sensitivity. Horizontal resolution is 850 TV lines



KY-D29U (User-supplied microphone)




Switchable 4x3, 16x9 KY-D29WU



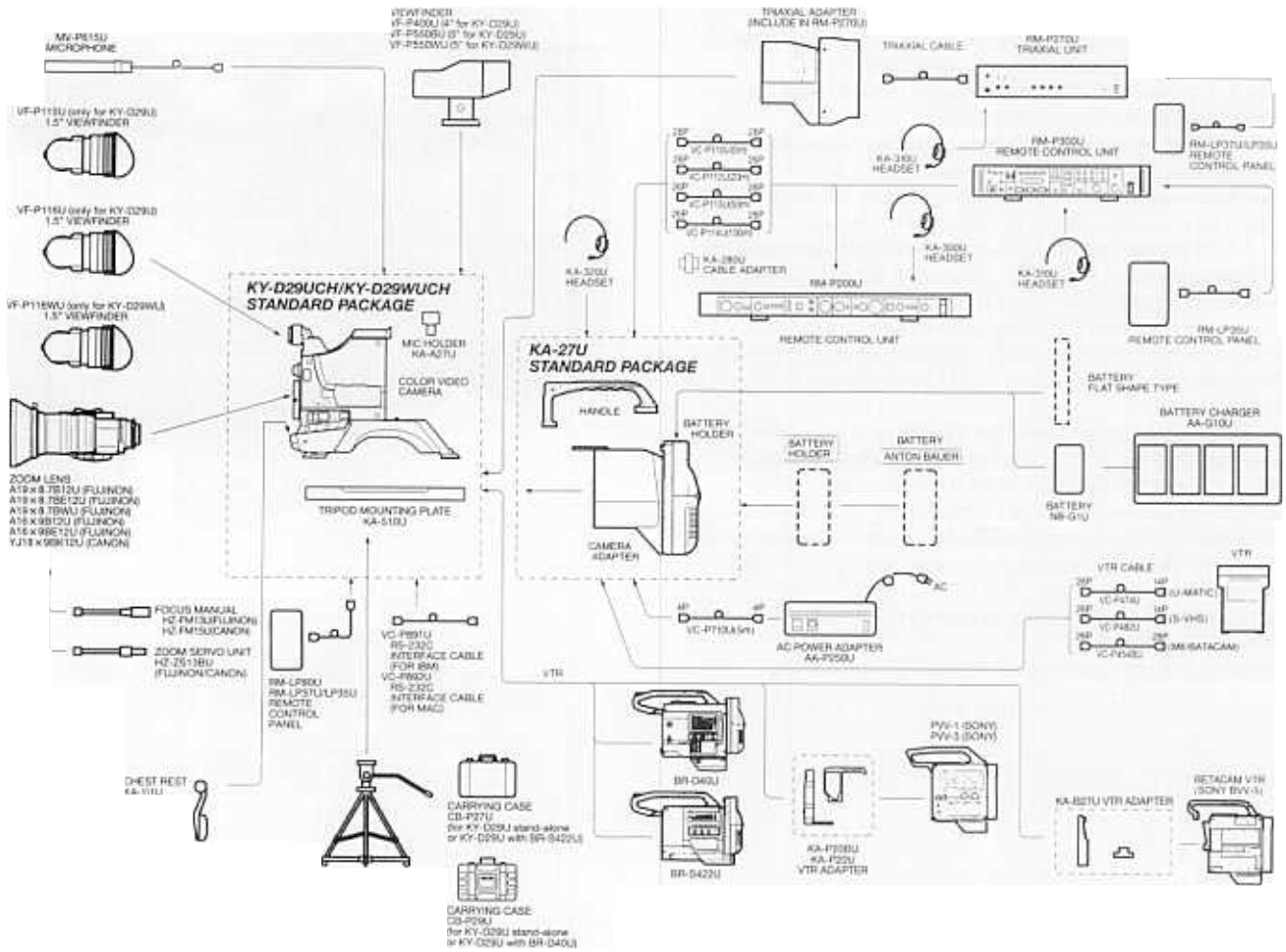
KY-D29U



KY-D29WU



KY-D29WU/KY-D29U System Configuration



A19 × 8.7B12U
19:1 Power Zoom Lens (For KY-D29U and KY-D29WU)



A19 × 8.7BWU
19:1 Power Zoom Lens (For KY-D29WU)



A16 × 9BWU
16:1 Power Zoom Lens



A16 × 9BE12U
16:1 Power Zoom Lens with ×2 Extender



YJ18 × 9BK12U
18:1 Power Zoom Lens



A19 × 8.7BE12U
19:1 Power Zoom Lens with ×2 Extender (For KY-D29U and KY-D29WU) (Fujinon)

All model numbers, specifications and prices are subject to change without notice.


Production Camera Specifications

	KY-D29U	KY-D29WU	KY-19U
Optical system			1/2" F1.4 RGB prism system 1/2" Interline-transfer CCDs, 3-chip 380,000 (effective) 768 (H) x 494 (V) NTSC (Wide-band R-Y/B-Y system) 1.3 MHz Internal/External
Lens mount		2/3" bayonet	
		0.35 lux F1.4, Super LoLux mode	
S/N	65 dB (Detail OFF, Gamma 1, Bandwidth 4.2 MHz, Matrix OFF, DNR ON)	65 dB (Detail OFF, Gamma 1, Bandwidth 4.2 MHz, Matrix OFF, DNR ON)	
Vertical resolution		V-Max: 450 TV lines V-Normal: 380 TV lines	
Horizontal resolution		700 TV lines (Typical)	750 TV lines, 540 TV lines (R/G/B)
Detail correction			0.05% (Without Lens, Distortion, in all areas) Horizontal: Dual-edged Vertical: 2H
Color bars	SMPTE Type	SMPTE Type	SMPTE Type 0, 6, 9, 12, 18 dB Variable gain in ALC, LoLux 30 dB gain equivalent
Shutter speeds			1/60, 1/100, 1/250, 1/500, 1/1000, 1/2000, Variable shutter in ALC
Variable scan	1/60.5 - 1/1966.7 sec.	1/60.1 - 1/2066.8 sec.	1/60.1 - 1/2084.6 sec., 255 steps
Output signals (KA-27U)			
Video signals			
1. Composite video signal	1.0 V (p-p), 75 ohms (BNC, 26P)	1.0 V (p-p), 75 ohms (BNC, 26P)	1.0 V (p-p), 75 ohms (BNC, 26P)
2. Separate Y/C signal	Y: 1.0 V (p-p), 75 ohms (7P, 26P)/C: 0.286 V (p-p), 75 ohms	Y: 1.0 V (p-p), 75 ohms (7P, 26P)/C: 0.286 V (p-p), 75 ohms	Y: 1.0 V (p-p) C: 0.286 V (p-p), (Burst), 75 ohms (7P, 26P)
3. Component video signal	Y: 1.0 V (p-p), 75 ohms (26P)/R-Y/B-Y: 0.7 V (p-p), 75 ohms	Y: 1.0 V (p-p), 75 ohms (26P)/R-Y/B-Y: 0.7 V (p-p), 75 ohms	Y: 1.0 V (p-p), 75 ohms R-Y/B-Y: 0.486 V (p-p) or 0.7 V (p-p), 75 ohms (26P)
4. R/G/B signal	R/G/B: 0.7 V (p-p), 75 ohms, (26P)(2, 3 or 4 is selectively output from the same 26-pin connector.)	R/G/B: 0.7 V (p-p), 75 ohms, (26P)(2, 3 or 4 is selectively output from the same 26-pin connector.)	R/G/B: 0.7 V (p-p), 75 ohms (26P)(2, 3 or 4 is selectively output from the same 26-pin connector.)
Audio signal	-60/-20 dBm selectable 600 W, balanced	-60/-20 dBm selectable 600 W, balanced	-60/-20 dBm selectable (Stereo/ Monaural applicable), 600 W balanced
Input signals			
Return video signal	VBS: 1.0 V (p-p), 75 ohms (26P, 50P docked)	VBS: 1.0 V (p-p), 75 ohms (26P, 50P docked)	VBS: 1.0 V (p-p), 75 ohms (26P, 50P docked)
Genlock signal	VBS: 1.0 V (p-p), 75 ohms (BNC, 26P) BB: 0.45 V (p-p), 75 ohms (BNC, 26P)	VBS: 1.0 V (p-p), 75 ohms (BNC, 26P) BB: 0.45 V (p-p), 75 ohms (BNC, 26P)	VBS: 1.0 V (p-p), 75 ohms (BNC, 26P) BB: 0.43 V (p-p), 75 ohms (BNC, 26P)
Audio signal	XLR: -60 dBm, balanced, 48 V phantom power supply	XLR: -60 dBm, balanced, 48 V phantom power supply	Mic level JVC 6P, XLR: JVC 6P: -52 dBm, unbalanced 9 V power, Stereo/Mono XLR: -60 dBm, balanced
Power requirements	12 V DC (Normal), 10.5 V to 17 V DC (Permissible battery range)	12 V DC (Normal), 10.5 V to 17 V DC	12 V DC (Normal), 10.5 V to 18 V DC
Power consumption	19 W (with VF-P115U viewfinder, camera head, camera adapter and lens)	21 W (with VF-P116WU viewfinder, camera head, camera adapter and lens)	12.6 W with camera adapter and viewfinder 11.9 W with viewfinder only 9.8 W without adapter or viewfinder
Ambient temperature	-5°C to +45°C (23°F to 113°F)	-5°C to +45°C (23°F to 113°F)	-10°C to +45°C (14°F to 113°F)
	Approx. 2.3 kg (5.1 lbs.) (camera head only)	Approx. 2.3 kg (5.1 lbs.)	

All model numbers, specifications and prices are subject to change without notice.

Optional Accessories (KY-D29WU/KY-D29U/KY-19U)

KA-27U
Camera Adapter



VF-P116U
1.5" Viewfinder




VF-P116WU
Heavy Duty 16:9/4:3
1.5" Viewfinder for
KY-D29WU



VF-P115U
1.5" Viewfinder



VF-P400U
4" Viewfinder




VF-P550BU
5" Viewfinder
VF-P550WU
16:9/4:3 5" Viewfinder for
KY-D29WU



HZ-ZS13BU
Zoom Servo Control
Unit



HZ-FM13U
Focus Manual Control
for Fujinon Lens



HZ-FM15U
Focus Manual Control
for Canon Lens



AA-G10U
Battery Charger/
AC Power Adapter



AA-P250U
AC Power Adapter/
Charger



NB-G1U
Ni-Cd Battery (2.2Ah)



VC-P110U SERIES
Remote Cables for
RM-P200U and RM-P300U:
VC-P110U (5m), VC-P112U
(20m), VC-P113U (50m),
VC-P114U (100m)



KA-280U
Remote Cable
Coupler



VC-P891U
RS-232C Interface Cable



VC-P892URS-232C
Interface Cable for
Macintosh



RM-LP35U
Remote Control Panel
for RM-P300U,
RM-P270U
and
Camera
Head



RM-LP80U
Remote Control Panel
for RM-P270U and
Camera Head



MV-P612U
Stereo/Super
Directional Microphone
(KY-19U, 27CU/35U)



MV-P615U
Microphone
(KY-D29U)



KA-P20U
PVV-1/EVV-9000
Adapter (KY-19U only)



KA-P20BU
PVV-3 Adapter




KA-B27U
Betacam Adapter
(for BVV-5)



KA-M20U
MII Adapter
(KY-19U, 27CU only)



CB-P27U
Carrying Case
CB-27
Shipping Case
(for U.S.A)



KA-300U/KA-320U
Intercom Headset for
RM-P200U/KA-27U



KA-310U
Intercom Headset for
RM-P300U



KA-111U
Chest Rest

