

SONY®

NTSC/PAL/SECAM/NTSC_{4,43}

Color Video Monitor

PVM-20N6U/14N6U

PVM-20N5U/14N5U



The new Sony PVM-20N6U/PVM-14N6U and PVM-20N5U/PVM-14N5U color video monitors deliver high quality performance along with the convenience of operating flexibility to a wide range of business applications.

These monitors provide high resolution of 500 TV lines with a Sony Trinitron® CRT and stable color reproduction with beam current feedback circuitry. In addition, these monitors combine practical features such as

on-screen menus in multiple languages. The PVM N5 video monitors are ideal for general viewing; whereas the PVM N6 monitors include enhanced features such as 4:3/16:9 aspect ratio switching capability and RGB input terminals for optimum picture performance.

These monitors incorporate the picture quality, versatility and reliability you've come to expect from Sony's PVM Series monitors.



PVM-14N6U



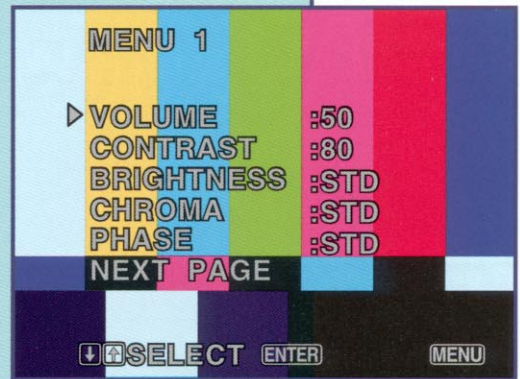
PVM-20N6U

Features

- High resolution of 500 TV lines with a Sony Trinitron CRT
- Beam current feedback circuitry for color balance stability
- Loop-through Composite and Y/C video inputs
- Accepts NTSC, PAL, SECAM, NTSC_{4.43} signals
- 4:3 aspect ratio
- On-screen menus with a choice of five languages
- Built-in speaker
- Durable metal cabinetry
- One touch recall of last menu used (VOLUME, CONTRAST, BRIGHTNESS, CHROMA, and PHASE menus only)
- Mountable in a 19-inch EIA standard rack with the optional rack mounting bracket MB-502B (for 14-inch monitors) or slide rail kit SLR-103A (for 20-inch monitors)

The PVM-20N6U and PVM-14N6U include the above features plus:

- RGB Input
- 4:3/16:9 switchable aspect ratio
- Input channel selected via Remote terminal (Phono)



Menu 1



Language menu



PVM-14N5U



PVM-20N5U

Specifications

General		
	20-inch monitors	14-inch monitors
System	NTSC, PAL, SECAM, NTSC4.43 (automatically selected)	
Power requirements	AC 100 to 240 V, 50/60 Hz (UL approved for 120 V operation)	
Power consumption	100 W	80 W
Dimensions	mm	449 (W) x 441 (H) x 502 (D)
	inches	17 11/16 x 17 3/8 x 19 3/4
Screen size	mm	482 mm
	(Viewable area, measured diagonally)	(19 inches)
Mass	mm	346 (W) x 340 (H) x 414 (D)
	inches	13 5/8 x 13 3/8 x 16 5/16
Screen size	mm	332 mm
	(Viewable area, measured diagonally)	(13 1/8 inches)
Mass	28 kg (61 lb 11 oz)	15 kg (33 lb 1 oz)

CRT performance	
CRT type	Trinitron CRT with P-22 phosphors
Center resolution	500 TV lines
Color temperature	D65

Picture performance	
Normal scan	7% overscan
Linearity	H: less than 8% (typical); V: less than 7% (typical)

Input performance		
Video		
Line A ¹	Composite	Loop-through BNC 1.0 Vp-p $\pm 3/6$ dB, sync negative, Automatic 75 Ω termination ²
	Y/C	Loop-through 4-pin mini DIN Y: 1.0 Vp-p $\pm 3/6$ dB, sync negative, Automatic 75 Ω termination ² C: 0.286 Vp-p (NTSC) or 0.3 Vp-p (PAL), Automatic 75 Ω termination ²

Line B ¹	Composite	BNC 1.0 Vp-p $\pm 3/6$ dB, sync negative, 75 Ω
	Y/C	4-pin mini DIN Y: 1.0 Vp-p $\pm 3/6$ dB, sync negative, 75 Ω C: 0.286 Vp-p (NTSC) or 0.3 Vp-p (PAL), 75 Ω
		RGB/Sync (for PVM-20N6U and PVM-14N6U)
Frequency response	6 MHz ± 3 dB	
Audio		
Line A	Loop-through Phono -5 dBu, high impedance, more than 47 k Ω	
Line B	Phono -5 dBu, high impedance, more than 47 k Ω	
RGB/Sync (for PVM-20N6U and PVM-14N6U)	Phono -5 dBu, high impedance, more than 47 k Ω	
Remote (for PVM-20N6U and PVM-14N6U)	Phono Open: Currently selected input signal Low State (GND): Input signal selected prior to the current input signal	

Optional accessories	
	Rack mounting bracket kit MB-502B
	Slide rail kit SLR-102 (used with the MB-502B)
	Slide rail kit SLR-103A


Regulation compliance	
	UL 1950, CSA 950 (cUL), DHHS, DNHW, FCC Class A, IC Class A

0 dBu = 0.775 Vrms


¹ The Y/C input has priority over the Composite video input.

² 75 Ω termination is automatically set to OFF when a connection is made to the OUT connector.

N6 Monitors




Front Panel Control Section




Rear Panel Connector Section

N5 Monitors



Front Panel Control Section



Rear Panel Connector Section

Sony Electronics Inc.

Broadcast and Professional Group

1 Sony Drive

Park Ridge, NJ 07656

www.sony.com/professional

Printed in U.S.A.

©1998 Sony Corporation. All rights reserved.

Reproduction in whole or in part without written permission is prohibited.

Features and specifications are subject to change without notice.

All non-metric weights and measures are approximate.

Sony and Trinitron are registered trademarks of Sony Corporation.

V-10953

MK7172/1OHB-9806